



Institute of Garment & Fashion Designing
(A Unit of Vanita Vishram
Institute for Empowerment of Women)





Institute of Garment & Fashion Designing (A Unit of Vanita Vishram Institute for Empowerment of Women)



Besides, educating more than 11,500 girl students, Vanita Vishram, Surat, 110 years old registered charitable trust has created a dedicated unit named “Vanita Vishram Institute for Empowerment of Women” (VIEW) that provides required training and opportunities to needy women for making them employable. Till now 'VIEW' has trained more than 950 women. Out of them more than 600 women have started generating income based on the skill acquired through training.

With the ever growing business of fashion designing, there is a corresponding demand for professionally trained personnel's. In order to satisfy this current demand of the fashion world, we started “Vanita Vishram Institute of Garment & Fashion Designing” with the objective to offer a learning platform for the willing to excel in their career as Fashion Designers, but deprived of higher education due to certain financial constraints or social circumstances. We aim to provide a professional touch to the students for customized, tailor made fashion solution with the state of the art infrastructure, well-equipped classrooms & computer lab, world-class training equipment to ensure that students are updated with the latest industry trends.

◀◀◀ Diploma in Fashion Designing

INTRODUCTION

At IGFD, the course is customized for expressing students' creative self with learning of the finer details of the design process. This course is exclusively designed to provide understanding regarding basic art and science of fashion designing. It goes beyond formal teaching as we focus on the fundamentals of incorporating all the necessary tools that help a student to develop independent thinking and effective fashion designing execution.

COURSE OVERVIEW

The program places emphasis on practical industry oriented training. It is intended to train the future fashion leaders to design fashion collections. It's an intensive course that is driven by a systematic technical approach, research, creativity & imagination with a stress on the detailed knowledge of the subject. The course relies on tracking the evolving trends and innovations of the Indian and international fashion industry.

LEARNING OUTCOMES

Learners will be able to

- develop stitching & designing women's wear and children wear.
- learn the basics of cloth manufacturing.
- work with an eye on the future trend.
- Set up their own design studio or establishing a brand.

Duration : One Year

Timings :

Morning Batch - 9:00 am to 12 noon

Afternoon Batch - 12 noon to 3:00 pm

Evening Batch - 3:00 pm to 6:00 pm



CURRICULUM

Semester - I

1. Fashion Designing Foundation

- Introduction to Fashion
- Designing Elements
- Designing Principles
- Fabric Awareness

2. Fashion Illustration


- Line & Curve Study
- Facial Features
- Block Figure, Fleshing Croquis & Action Figure
- Garment Details & Fashion Accessories
- Theme wise Designing
- Portfolio Preparation

3. Surface Development Technique

- Basic Embroidery Stitches

4. Computer Aided Designing

- Photoshop with computerised illustration techniques



Semester - II

1. Pattern Making

Machine Exercise

- Shapes on Paper (Lines, Circles & Diamond)
- Same Shapes on Fabric
- Pin Tucks, Cross Tucks
- Pleats (Box, Inverted, Knife)
- Gathers
- Ruffles

Basic Stitching

- Seams – Plain, French, Flat & Fell, Lap Seam
- Placket - Simple Placket, Kurta Placket, Continuous Placket
- Fasteners-hook, Button, Buttonholes, Press-button
- Neckline – Shaped Facing, Bias Binding, Bias Facing
- Zipper- concealed, visible.

Block I

- Body measurements and standard body measurement chart
- Identifying the landmarks
- Taking body measurements
- Introduction to various methods of Pattern Making:- Drafting, Flat pattern & Draping and its importance
- Introduction to basic tools used in pattern making



Block II

- Preparation of bodice block –(Adult & kids)
- Dart manipulation- Single dart, double dart and princess line

Block III

- Preparation of Skirt block and its variation – A-line, Gathered, Umbrella (Half & Full), Yoke with gathers, Godet & Kali

Block IV

- Preparation of Sleeve block and its variation – Puff , bell, Flared, Petal and Cap
- Variation of Collars – Peter-pan, (Raised), Chinese collar, Shirt Collar- (Convertible& Stand and Fall)

Block V

- Combining the basic block and skirt block on paper

Block VI

- Kids Garments Stitching: - Jhabla, Designer Frock (cotton) and Bib
- Adult Garments Stitching: - Blouse (Simple), Plain kurti, Salwar plain, Petticoat and Skirt



Semester - III

1. Garment Construction

Drafting and stitching of ladies wear

- Kurti with lining and pattern, Katori Blouse
- patiyala and dhoti.
- One- piece dress
- Evening Gown
- Anarkali
- Chaniya choli

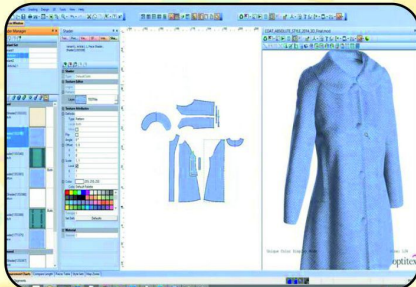
2. Industrial training / Internship

3. Fashion show

- Organizing and Participating In Fashion Show




IGFD Key Attractions



Computer-Aided Design



Fashion Show



Exhibition-cum-Sale



Personality Development & Self-Grooming Session



Fevi-Art Workshop



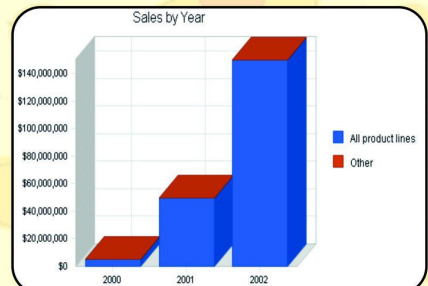
Fashion & Fabric-related Seminars & Workshops



Industrial Visit



Study Tours



Report Preparation & Presentations



Market Visits for Fabric Awareness



Internship